

How to setup the Decmil Timesheet App



1. Use the QR Code to initially access the Timesheet App.

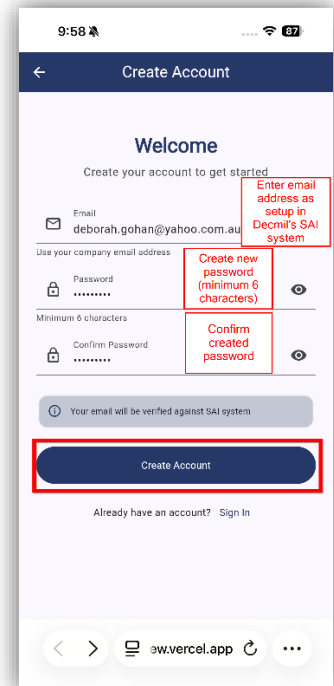
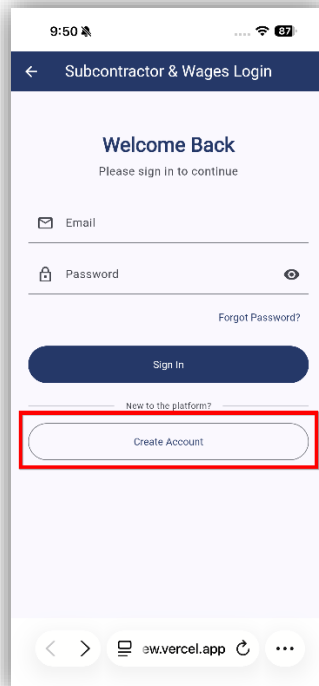
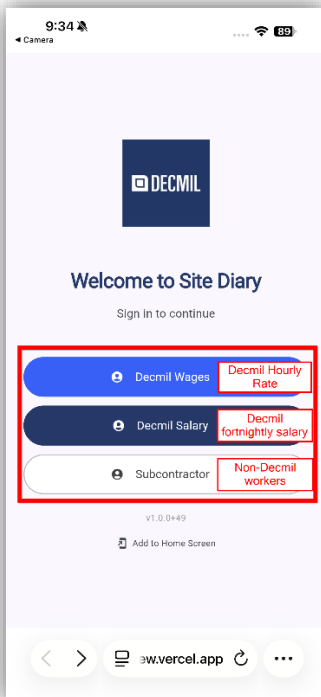


2. Select your employment type.

3. Select "Create Account"

4. Enter Email Address (from SAI).
Create password (min 6 char).
Confirm.

5. Select "Create Account"



The account is now created and access to relevant projects available

