

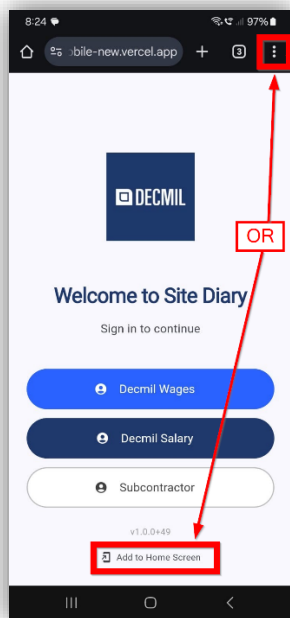
How to setup the Timesheet App on your Home screen ~Android~

1. Use the QR Code to initially access the Timesheet App – refer setup instructions.

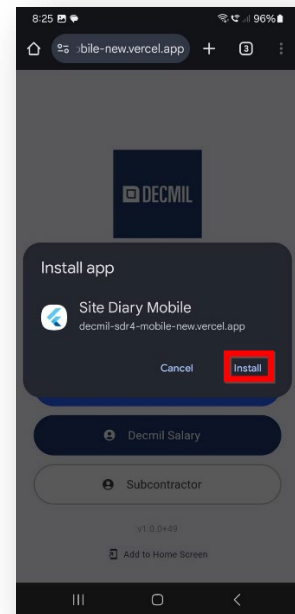
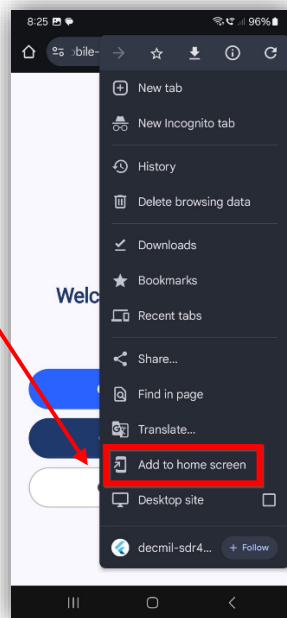


2. If at the bottom of your screen you have “Add to Home Screen”, select.
3. If not, select the 3 dots at the top RHS of screen and then select “Add to Home Screen”

4. Select “Install”



OR



Should now be able to see the Site Diary Timesheet App on your Home Screen

