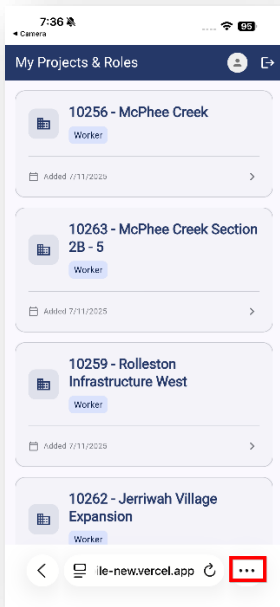


# How to setup the Timesheet App on your Home screen ~Apple iPhone~

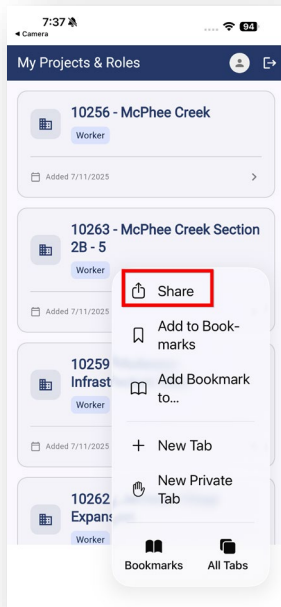
1. Use the QR Code to initially access the Timesheet App – refer setup instructions.



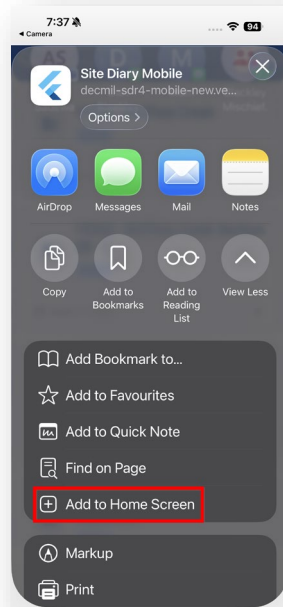
2. Once in the app, select the three dots on the bottom RHS of screen.



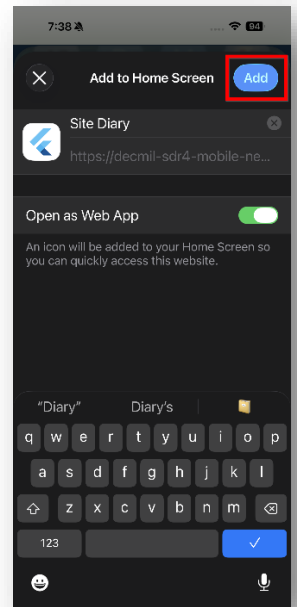
3. Select "Share"



4. Select "Add to Home Screen"



5. Select "Add"



Should now be able to see the Site Diary Timesheet App on your Home Screen

